



# **Oxfordshire Athletics Association**

## **Income & Expenditure Account**

**Year to 30 September 2019**

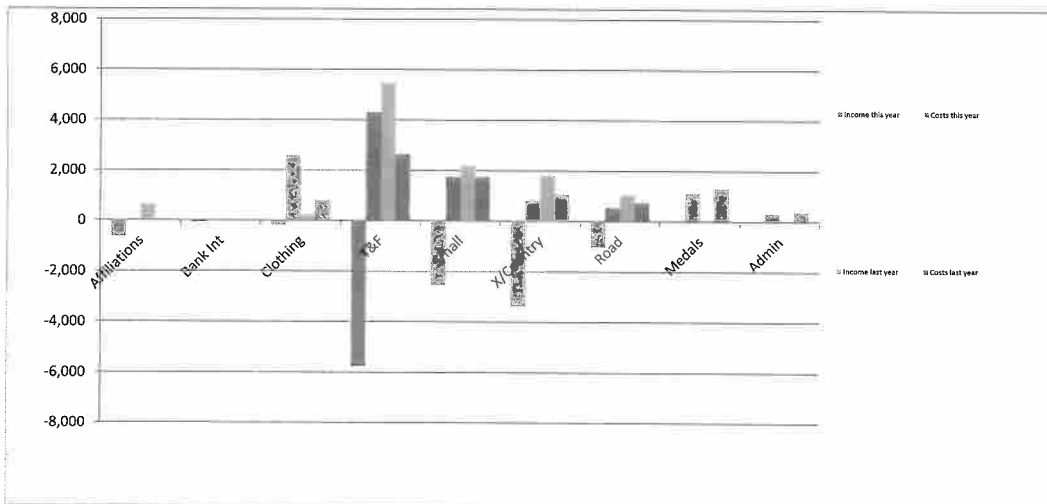
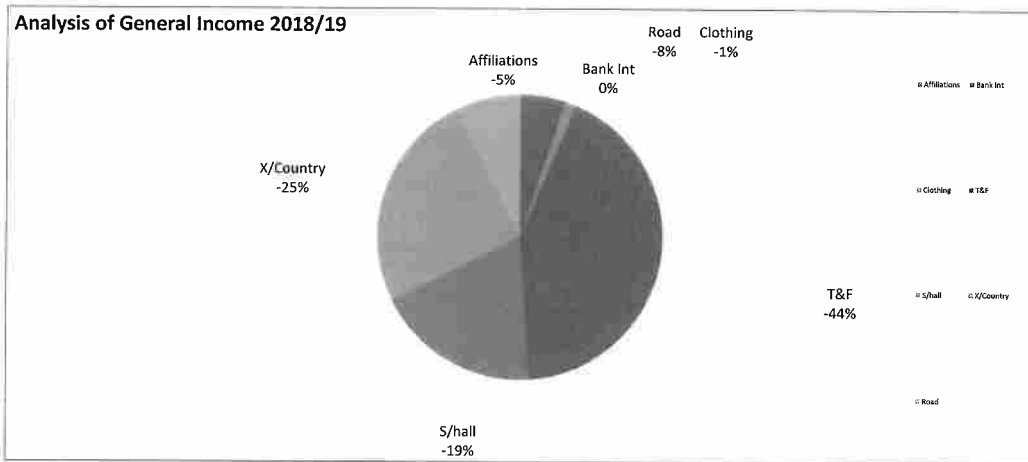
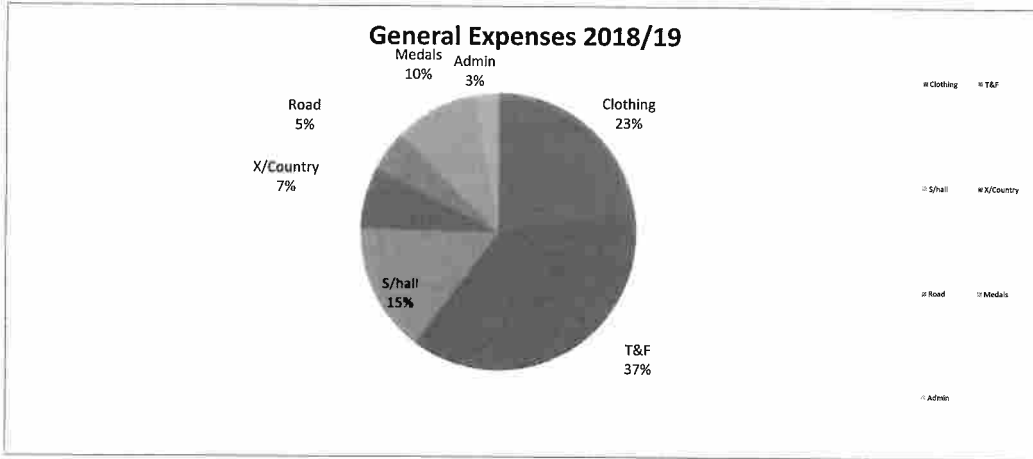
**Treasurer**

Hugh Morris  
CIPFA

**Auditor**

Mike Shipway







**Oxfordshire Athletics Association- Year Ended  
Review of Income and Expenditure in the year.**

**30 September 2019**

1	The total Funds currently stand at	<b>-£38,084.40</b>			
			This breaks down as follows:		
				movement	2018/19
				£	£
A	Unrestricted (i.e. ours to spend as we wish) funds			-706	-16,019
B	LAN ringfenced funds			-7	-6,822
C	EA Technical Fund	now shown separately		-1,500	-1,500
D	Other ringfenced funds			-4,585	-13,744
	TOTAL			<u>-6,798</u>	<u>-38,084</u>
	Unrestricted funds show a net increase of	-£706.26	(last year £-2,803) in the year, with all activities generating a surplus:	2018/19	2017/18
				£	£
E	T&F County championships, including invoiced to Bucks for their share of the costs.			-3,970	-1,881
F	Cross Country - including the costs of entry/travel to inter-county events			-2,557	-1,759
G	Road Relays			-206	402
H	Sportshall			-796	-452
I	other costs	includes transfers to restricted	Includes Kit purchases	5,863	-1,100
J	This is the cost of providing medals/plaques - which are detailed on the assets page			<u>1,060</u>	<u>1,572</u>
				<u>-606</u>	<u>-2,804</u>
2	<b>Medals &amp; Trophies</b>			2018/19	2017/18
	Cost of medals & trophies are a large cost for the county			£	£
A	This was spent in the year on replacement stock			1,133	1,310
B	In addition to the issues mentioned above, Road Race championships used a large number of medals and 24 plaques at a cost of			483	658
C	However, we had stock remaining at the year end to a value of			<u>677</u>	<u>588</u>
3	As indicated in and since the finance consolidation over the summer, the association has accumulated more reserves than are needed to cover a significant drop in income, so most charges will remain as now, but some costs are recommended for reduction, Sportshall and XC CC being two examples.				
4	Travel costs paid to inter-county events were			2018/19	2017/18
				£	£
	Cross country			98	303
	Track & Field			358	109
				<u>456</u>	<u>412</u>
5	The Network received income during the year - network subs and YDL and event fees - of			2018/19	2017/18
	It paid out			£	£
				<u>567</u>	<u>2,196</u>
	YDL competition			560	1,766
	bursaries to clubs for coaches and officials training.			0	1,451
				<u>560</u>	<u>3,217</u>
6	<b>Photo Finish Equipment</b>			2018/19	2017/18
	The Photo Finish Equipment activity had another successful year;			£	£
A	hire charges was invoiced			5,975	6,875
B	New equipment			679	10,400
C	£2,290 was spent on operating costs.			1,961	2,290
D	Funds carried forward are			<u>-12,244</u>	<u>3,998</u>
7	<b>Barrie Strange fund,</b>			2018/19	2017/18
	We made another grant in the year from the to support an athlete Nicola Harte buy a pole vault pole			£	£
	County top up the fund out of surpluses in general funds when generated -			-1,500	0
	The fund balance stands at			<u>-1,500</u>	<u>50</u>
8	<b>Total income in the year was</b>			<u>23,086</u>	<u>20,523</u>
9	<b>Main sources of income (in addition to the detailed analysis of activity, below):</b>			2018/19	2017/18
				£	£
A	Hire of Photo-Finish Equipment			-5,975	6,875
B	Affiliations			-622	1,000
C	Sales of Vests, polo shirts and fleeces			-80	50
D	LAN income (various sources-see breakdown)			-567	-2,196
E	Bucks AA - share of CC			-1,090	657
F	Commission on T shirt Sales at the County Championships			-877	900
G	Grant from England Athletics for the Technical Fund			-500	500

<b>10 Main Costs</b>	<b>2018/19</b>	<b>2017/18</b>
	£	£
A Medals and Trophies purchased	1,133	1,310
B Officials Fleeces, Vests and Crop tops	2,587	793
C Room Hire £240, Officers Expenses £17	230	257
D LAN Expenditure, as breakdown on Financial Statement	560	3,217
E Photo-Finish Equipment	2,640	12,503
F other	9,239	6,538
G Total Costs in the year were	<u>16,388</u>	<u>24,618</u>
<b>11 Track and Field</b>	<b>2018/19</b>	<b>2017/18</b>
	£	£
A Entry fees for the championship and open events totalled	-3,291	-3,439
B The cost of hosting the event at Horspath totalled including track hire, officials costs, medical costs	2,317	2,424
C Bucks was billed, net of share of commission on T Shirt Sales	-1,090	637
D Entries to and travel paid for our athletes and officials attending i/c events was	484	209
<b>12 Sportshall</b>	<b>2018/19</b>	<b>2017/18</b>
	£	£
Income from Entry fees and affiliations was	-2,536	2,199
Costs of staging the events and entry to the UK Championships was	1,740	1,741
<b>13 Cross Country</b>	<b>2018/19</b>	<b>2017/18</b>
	£	£
Championship entry fees totalled	-3,370	1,811
Costs of holding the event totalled	411	345
Travel costs and entry fees for inter-county events cost	402	707
<b>14 Road Running</b>	<b>2018/19</b>	<b>2017/18</b>
	£	£
This year Road Race Grand Prix made a profit (Last years loss was mainly because entry fees were down on previous years. Only 10 clubs having entered - usually 13 or 14 clubs compete.	-286	69
16 Clubs entered the Grand Prix for the 2019 season.		
Entry fees only received from 11 of 16 Clubs 2 late payment for 2018	-360	200
Trophies for last season cost	74	269
Road Relay entry fees were cost of the event	-660 454	848 446
The fees were increased this year, as it was expected that the event would provide its own trophies. However, county medals were eventually provided, the cost of these is in addition to the above, was	150	
Event costs do not reflect the cost of officials attending the events in all cases		

**Oxfordshire AA Year Ended 30 September 2019**

Provisions	2019 £	2018 £	2018 actual £	2018 variance £
<b>Accrued Expenses / prepaid income</b>				
C Parkinson - PF Expenses for 2018 season, say	0.00	500.00 claimed	313.78	186.22
EDM Hire for Town and Gown - paid 6 Oct	0.00	50.00	50.00	0.00
Travel claims for T&F i/c events in 2018 (base on 2017)	0.00	150.00	0.00	150.00
				0.00

Prepaid income-

	<u>0.00</u>	<u>700.00</u>		
<b>Accrued Income/Prepaid expenses</b>				
Sports hall Fixtures 1 & 2 2018-19 season	0.00	-463.50 pre payment	-463.50	0.00
PF Hire unpaid -				
London Prep Schools - invoice PF/18/15	0.00	-225.00 paid Feb. 19	-225.00	0.00
Grand prix Entry fees	-100.00	-688.50		
	<u>-100.00</u>	<u>11.50</u>	<u>-324.72</u>	<u>336.22</u>

Net

Notes

The accruals for 2017/18 Accounts were £11.50 out overall, having a minor affect on the accounts  
A Nominal £100 for late Grand prix entry fees has been accounted for this year, as 16 teams are showing in the league

Oxfordshire AA  
Assets at 30 September 2019 - not audited

Medals	value	opening stock	opening Value-£	bought in year	used	closing stock	Closing Value £	Split	used	cost	last year
Gold	1.92	63	120.96	200	-218	45	86.40	Road	161	310.06	629.76
Silver	1.92	78	149.76	150	-148	80	153.60	Sportshall	12	23.31	34.56
Bronze	1.92	102	195.84	150	-96	156	299.52	Cross Country	91	174.84	311.04
Mini-Minor	1.92	56	107.52	0	8	64	122.88	Track & Field	197	378.83	597.12
			<u>574.08</u>	<u>500</u>	<u>-454</u>	<u>345</u>	<u>662.40</u>		<u>462</u>	<u>887.04</u>	<u>1572.48</u>

Plaques	value	opening stock	opening Value-£	bought in year	used	closing stock	Closing Value £	Split	used	cost	last year
	7.19	2	14.38	24	26	2	14.38	(Road 12, X/C Road 12, Relays 0)	24	172.51	86.26

Current Stock Clothing	£	opening stock	opening Value-£	closing stock	Closing Value £
New	14	52	728	155	2,170
Seconds	5	0	0	10	50
KW/JC	15	0	0	0	0
AV	15	26	390	20	300
KW/JC	20	0	0	0	0
AV	20	3	60	2	40
Trophies		20		20	not valued
Stock change in year on year			<u>1,178</u>		<u>2,560</u>
total value			<u>1,470</u>		<u>3,237</u>

Photo Finish Equipment-purchased jointly

	Year	Quantity	Value-£	Life expectancy in years	replacement may occur in
with Bucks	2011 ??	1	4,000	7	2018
Wind gauge added	2012	1	1,218	7	2019
Laptops added	2013	1	682	5	2018
Dec Radio Receiver - added	2015	1	393	5	2020
Enc Radio Receiver - added	2015	1	550	5	2020
Lap-top Computer for LAN Activator	2015 ??	1	533	5	2020
Clock and results display - added	2015	1	5,238	7	2022
Windsonic unit purchased	2016	1	733	5	2021
Additional Enc Radio Transmitter (Jun 17)	2017	1	594	5	2022
New Camera purchased	2018	1	10,400	7	2025
new computer	2019	1	700	5	2024



**Oxfordshire Athletics Association**  
Year Ending 30 September 2019

	£	£		£	£
<b>Income in Year</b>			<b>Expenditure in Year</b>		
Affiliations	-621.50	-621.50	Top up of Barrie Strange Fund	1,500.00	1,500.00
<b>Road Running</b>			<b>Road Running</b>		
Grand Prix Fees	-360.00		Travel	3.50	
Road Relay Entries	-660.00		Grand Prix Trophies	74.33	
Misc. Income	0.00		Road Relay	453.59	
	<u>          </u>	-1,020.00	Misc. Expenses	10.98	
			Entry Fees	<u>0.00</u>	542.40
<b>Cross Country</b>			<b>Cross Country</b>		
Championship Entries	-3,370.00		Championship Expenses	410.63	
Coach Fares	0.00		Travel	98.40	
Other	<u>0.00</u>	-3,370.00	Entry Fees	304.00	
			Misc. Expenses	<u>0.00</u>	813.03
<b>Track &amp; Field</b>			<b>Track &amp; Field</b>		
Championship Entries	-3,290.50		Championship Expenses	386.09	
Grants	-500.00		To Tech Fund	1,500.00	
Coach Fares	0.00		Track Hire	1,930.64	
Other	<u>-1,967.02</u>	-5,757.52	Entry Fees	120.00	
			Travel	358.15	
			Misc. Expenses	<u>5.50</u>	4,300.38
<b>Sports Hall</b>			<b>Sports Hall</b>		
Affiliations	-700.00		Sports Hall Hire	1,228.50	
Entries	-1,836.00		Gift Vouchers & Trophies	134.70	
Other	<u>0.00</u>	-2,536.00	Misc. Expenses	377.00	
			Travel	<u>0.00</u>	1,740.20
Bank Interest Received	-59.08		Medals & Trophies	1,132.52	
Sales of Vests	-80.00		Officers Expenses	0.00	
Sales of Polo Tops, Fleecees	0.00		Room Hire	230.00	
Hire of Race Clock	<u>-100.00</u>	-239.08	Vests & Fleecees, Polo Shirts	2,586.67	
			Misc. Expenses	<u>92.64</u>	4,041.83
<b>TOTAL INCOME CORE ACTIVITIES</b>		<b>-13,544.10</b>	<b>TOTAL EXPENDITURE CORE ACTIVITIES</b>		<b>12,937.84</b>
<b>RINGFENCED ACTIVITY</b>			<b>Surplus (Deficit) on Core Activity</b>		<u>-606.26</u>
Photo Finish Equipment		-5,975.00	Photo Finish Equipment	2,640.35	
EA Grant tech Fund		-1,500.00	EA Grant tech Fund	0.00	
Barrie Strange Fund		-1,500.00	Barrie Strange Fund	250.00	
Local Athletics Network Funding		-567.28	Local Athletics Network Funding	560.00	
<b>TOTAL INCOME RINGFENCED ACTIVITIES</b>		<b>-9,542.28</b>	<b>TOTAL EXPENDITURE RINGFENCED ACTIVITIES</b>		<b>3,450.35</b>
<b>TOTAL INCOME ALL ACTIVITIES</b>		<b>£ <u>-23,086.38</u></b>	<b>Surplus (Deficit) on Ringfenced Activity</b>		<u>-6,091.93</u>
			<b>TOTAL EXPENDITURE ALL ACTIVITIES</b>		<b>£ <u>16,388.19</u></b>
<b>Statement of Assets and Liabilities</b>					<u>-6,698.19</u>
			Bank Balances C/fwd		
B/fwd	Current Account	-6,051.10	Current Account	-816.98	
	Deposit Account	<u>-25,246.61</u>	Deposit Account	<u>-36,805.69</u>	<b>-37,622.67</b>
		-31,297.71	Uncleared Balances		<u>-261.73</u>
Opening net Assets		<u>-31,297.71</u>			<u>-37,884.40</u>
Surplus (Deficit) on all activities in Year		-6,698.19	<b>FUNDS CARRIED FORWARD</b>		
Accrued expenses/prepaid income		0.00	Balance in 'Ring Fenced' Funds	-22,065.76	
Accrued income/prepaid expenses		-100.00	General Funds	-16,018.64	
Accrued 2018 - balance		11.50			
<b>Net Assets at I&amp;E date</b>		<b>-38,084.40</b>	<b>Closing net assets</b>		<b>-38,084.40</b>

**Signed:**

These accounts comply with the financial rules of the Association as set out in the constitution and are a fair reflection of the Associations financial status.

Treasurer



I have examined the accounts and reviewed the transaction and banks statements and I certify that to the best of my knowledge the accounts are a true reflections of the Associations financial affairs

Auditor



Date 28 October 2019

**RINGFENCED FUNDS - DETAIL**

movement

D	PF Equipment-Bal b/fwd	-8,909.10	
	Add income current year	-5,975.00	
	Less Expenses current year	<u>2,640.35</u>	
	Remaining	<u>-12,243.75</u>	-3,334.65
E	B Strange Fund b/fwd	-250.00	
	Add income current year	-1,500.00	
	Less Expenses current year	<u>250.00</u>	
	Remaining	<u>-1,500.00</u>	-1,250.00
F	Local Athletics Network b/f	-6,814.73	
	Add income current year	-567.28	
	Less Expenses current year	<u>560.00</u>	
	Remaining	<u>-6,822.01</u>	-7.28
G	EA Tech Fund	0.00	
	Add income current year	-1,500.00	
	Less Expenses current year	<u>0.00</u>	
	Remaining	<u>-1,500.00</u>	-1,500.00
			<u>-6,091.93</u>

For Kay Reynolds - Chair  
Local Athletics Network - I&E Detail

F

**Income**  
YDL rebate 2018

-567.28

**Expenditure**  
Track hire YDL fixture 2018

560.00

TOTAL

-567.28

560.00